

Fall 2020

Culture Classes:



- Chinese Calligraphy Wed 4 pm - 5:30 pm
- Chinese Ink Painting Wed 5:40 pm - 7:10 pm
- Youth Chinese Ink Painting Thurs 5:30 pm - 7 pm


Instructor: Jialin Zhu (朱嘉琳)





Jialin Zhu major in Theory of Literature and Arts (Direction of Chinese Painting and Calligraphy) MA; Bachelor of Arts from Beijing Language and Culture University. She started her Chinese painting and Calligraphy journey at a young age and is now have experienced with freehand painting, line painting, heavy-color painting most engage Mogu-hua (Boneless Painting) (没骨画). Her calligraphy artworks have been exhibited at the National Taiwan University of Arts. Moreover, she has been teaching Chinese painting and calligraphy for nearly seven years and has rich experience in both teaching adults and youth.

Classes	Source Pack	Course Description	Course Objectives
Chinese Calligraphap	隶书 (Li-shu) 《石门颂》 Shi Men	Lishu, (Chinese: “clerical script,” or “chancery script”)Wade-Giles romanization li-shu, in Chinese calligraphy, a style that may have	● Learn to appreciate the beauty of Li Character.

<p>hy</p>	<p>Song 《史晨碑》Shi Chen Bei</p>  	<p>originated in the brush writing of the later Zhou and Qin dynasties (c. 300–200 BC); it represents a more informal tradition than the zhuanshu (“seal script”), which was more suitable for inscriptions cast in the ritual bronzes. While examples of lishu from the 3rd century BC have been discovered, the script type was most widely used in the Han dynasty (206 BC–AD 220).</p> <p>This course select two of the style in the Lishu namely 《石门颂》(Shi Men Song) & 《史晨碑》(Shi Chen Bei) which will focus on how to read Chinese word in the model of calligraphy for practice, know the context meaning, copy the Characters structure, use the poem creating your works. The aim of the class makes full use of the flexible brush to modulate the thickness of the line. Due to many Han examples survive, Lishu had written with a brush on bamboo slips or carved in stone to that will show extensive pictures for appreciating and discussing the style, art of composition as well as the cultural background or story for it.</p> <p>The online method would be a challenge whereas a chance we can share our opening between Chinese art and western art. A related-week course video(s) be uploaded on Youtube that you can random watch them. Besides, we will also have a Chinese art discussion thread to share your idea of art, show your voice with other classmates. Above all this new method of new fall 2020 will inspire you in the next 12 weeks.</p>	<ul style="list-style-type: none"> ● Appreciate poem and create your works with Li Character ● Make full use of the flexible brush to modulate the thickness of the line
-----------	------------------------------------------------------------------------------------------------------------------------------------------------------------------------------------------------------------	-----------------------------------------------------------------------------------------------------------------------------------------------------------------------------------------------------------------------------------------------------------------------------------------------------------------------------------------------------------------------------------------------------------------------------------------------------------------------------------------------------------------------------------------------------------------------------------------------------------------------------------------------------------------------------------------------------------------------------------------------------------------------------------------------------------------------------------------------------------------------------------------------------------------------------------------------------------------------------------------------------------------------------------------------------------------------------------------------------------------------------------------------------------------------------------------------------------------------------------------------------------------------------------------------------------------------------------------------------------------------------------------------------------------------------------------------------------------------------------------	--------------------------------------------------------------------------------------------------------------------------------------------------------------------------------------------------

<p>Chinese Ink Painting</p>	<p>Boneless Painting Bird-and-flower painting (没骨画-花鸟)</p> 	<p>Mogu-Hua (Traditional Chinese: 沒骨畫, or 沒骨畫; Simplified Chinese: 没骨画). According to some ancient records, the technique was first created and theorized by Zhang Sengyou of the Liang Dynasty in 557 during the Southern dynasties period. The method mainly is staining and dying one, by using ink brush pens. Less or no sketch or drawing, so people can hardly observe solid lines or curves in the painting that belongs to mix Freehand works and Line Painting works.</p> <p>There are three Mogu staining methods: the staining by smearing (渲染; Xuàn-Rǎn), the staining by dotting (点染; Diǎn-Rǎn), and the staining by just filling colors (填染; Tián-Rǎn). This course selects the art works of Yunshou Ping learning painting techniques for different flowers or grass insects as well as the innovation own works with seasonal flowers, which will focus on improving Chinese painting skills and mature use lines and colors.</p> <p>The online method would be a challenge whereas a chance we can share our opening between Chinese art and western art. A related-week course video(s) be uploaded on Youtube that you can random watch them. Besides, we will also have a Chinese art discussion thread to share your idea of art, show your voice with other classmates. Above all this new method of new fall 2020 will inspire you in the next 12 weeks.</p>	<ul style="list-style-type: none"> ● Learn to appreciate the beauty of Mogu-hua (boneless painting). ● The clearly steps make hard things simple. ● Learn art of composition, color using, lines using, the special effect on the works
-----------------------------	---------------------------------------------------------------------------------------------------------------------------------------------------	--------------------------------------------------------------------------------------------------------------------------------------------------------------------------------------------------------------------------------------------------------------------------------------------------------------------------------------------------------------------------------------------------------------------------------------------------------------------------------------------------------------------------------------------------------------------------------------------------------------------------------------------------------------------------------------------------------------------------------------------------------------------------------------------------------------------------------------------------------------------------------------------------------------------------------------------------------------------------------------------------------------------------------------------------------------------------------------------------------------------------------------------------------------------------------------------------------------------------------------------------------------------------------------------------------------------------------------------------------------------------------------	--------------------------------------------------------------------------------------------------------------------------------------------------------------------------------------------------------------------------------------------------------------------------

<p>Youth Chinese Ink Painting</p>	<p>Boneless Painting Flowers and cartoon Animals (没骨画-花卉及卡通动物)</p>  	<p>Mogu-Hua (Traditional Chinese: 沒骨畫, or 沒骨畫; Simplified Chinese: 没骨画). According to some ancient records, the technique was first created and theorized by Zhang Sengyou of the Liang Dynasty in 557 during the Southern dynasties period. The method mainly is staining and dying one, by using ink brush pens. Less or no sketch or drawing, so people can hardly observe solid lines or curves in the painting that belongs to mix Freehand works and Line Painting works.</p> <p>There are three Mogu staining methods: the staining by smearing (渲染; Xuàn-Rǎn), the staining by dotting (点染; Diǎn-Rǎn), and the staining by just filling colors (填染; Tián-Rǎn). This course selects simple flowers and cartoon animals combination techniques and interests in order to stimulate students' sensitivity to color and enhance their appreciation of Chinese painting.</p> <p>The online method would be a challenge whereas a chance we can share our opening between Chinese art and western art. A related-week course video(s) be uploaded on Youtube that you can random watch them. Above all this new method of new fall 2020 will inspire you in the next 12 weeks.</p>	<ul style="list-style-type: none"> ● Learn to appreciate the beauty of Mogu-hua (boneless painting). ● The clearly steps make hard things simple. ● Learn innovation to color using, lines practicing, the special effect on the works with fun.
-----------------------------------	---------------------------------------------------------------------------------------------------------------------------------------------------------------------------------------------------------------------------------------------	--------------------------------------------------------------------------------------------------------------------------------------------------------------------------------------------------------------------------------------------------------------------------------------------------------------------------------------------------------------------------------------------------------------------------------------------------------------------------------------------------------------------------------------------------------------------------------------------------------------------------------------------------------------------------------------------------------------------------------------------------------------------------------------------------------------------------------------------------------------------------------------------------------------------------------------------------------------------------------------------------------------------------------------------------------------------------------------------------------------------------------------------------------------------------------------	-----------------------------------------------------------------------------------------------------------------------------------------------------------------------------------------------------------------------------------------------------------------------------------