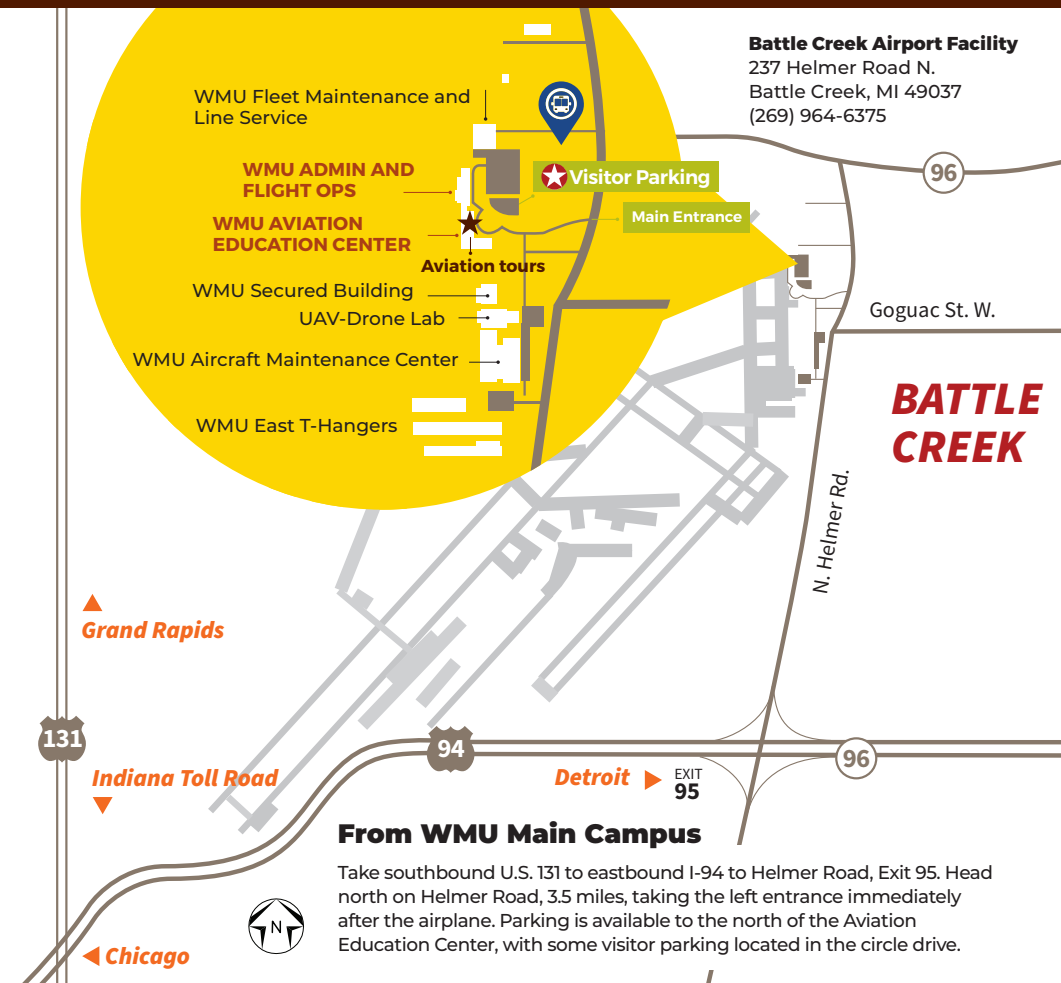
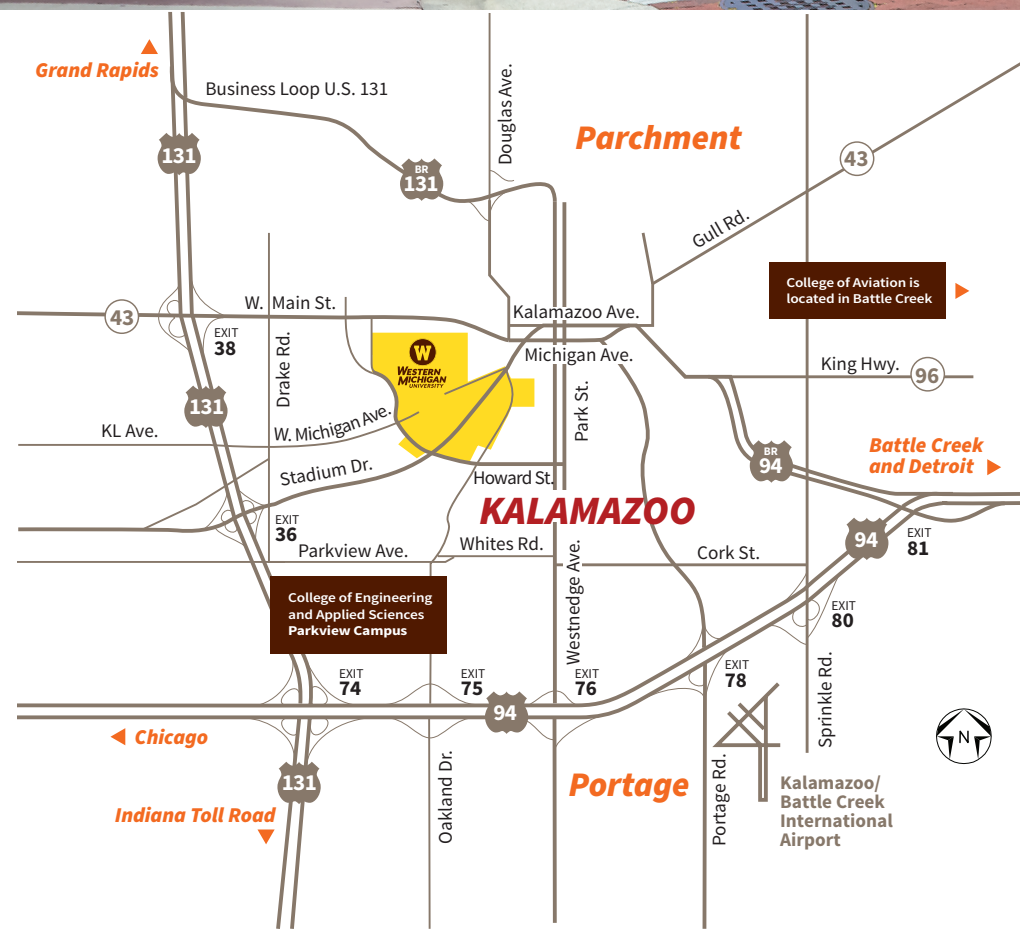
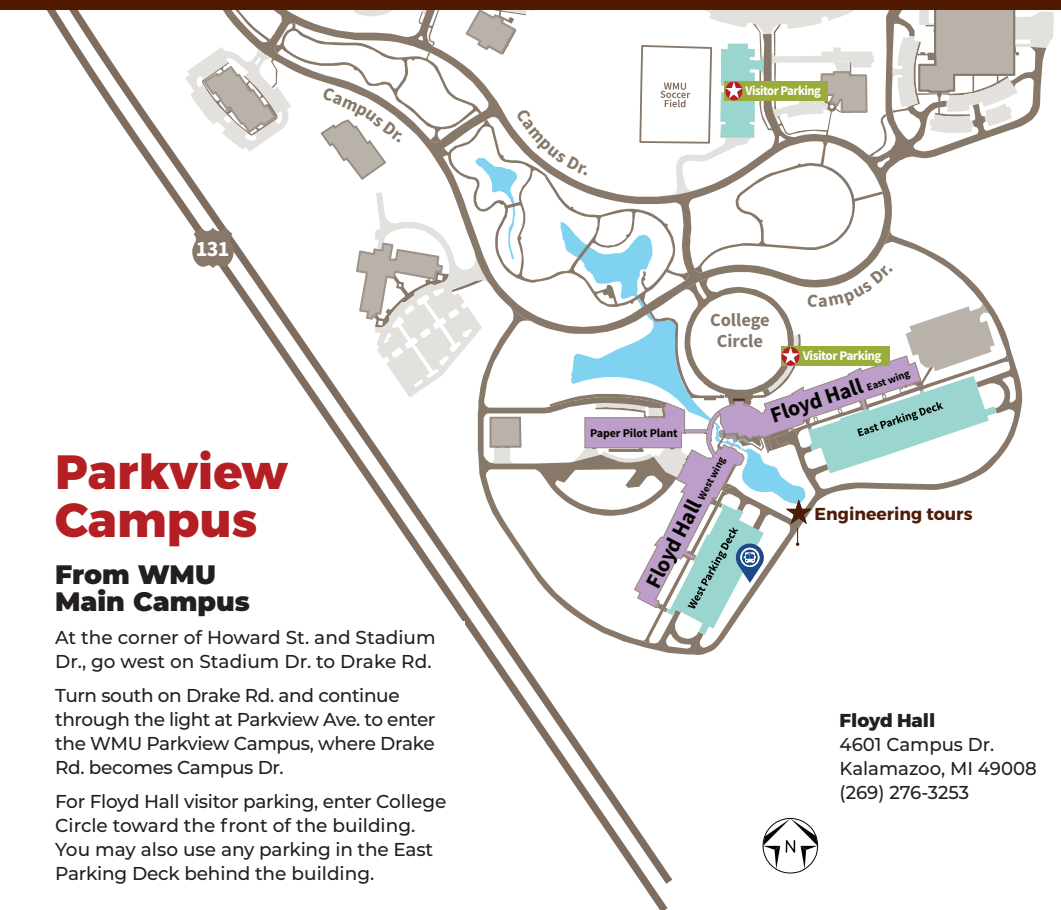


COLLEGE OF AVIATION

DISCOVER KALAMAZOO



COLLEGE OF ENGINEERING AND APPLIED SCIENCES

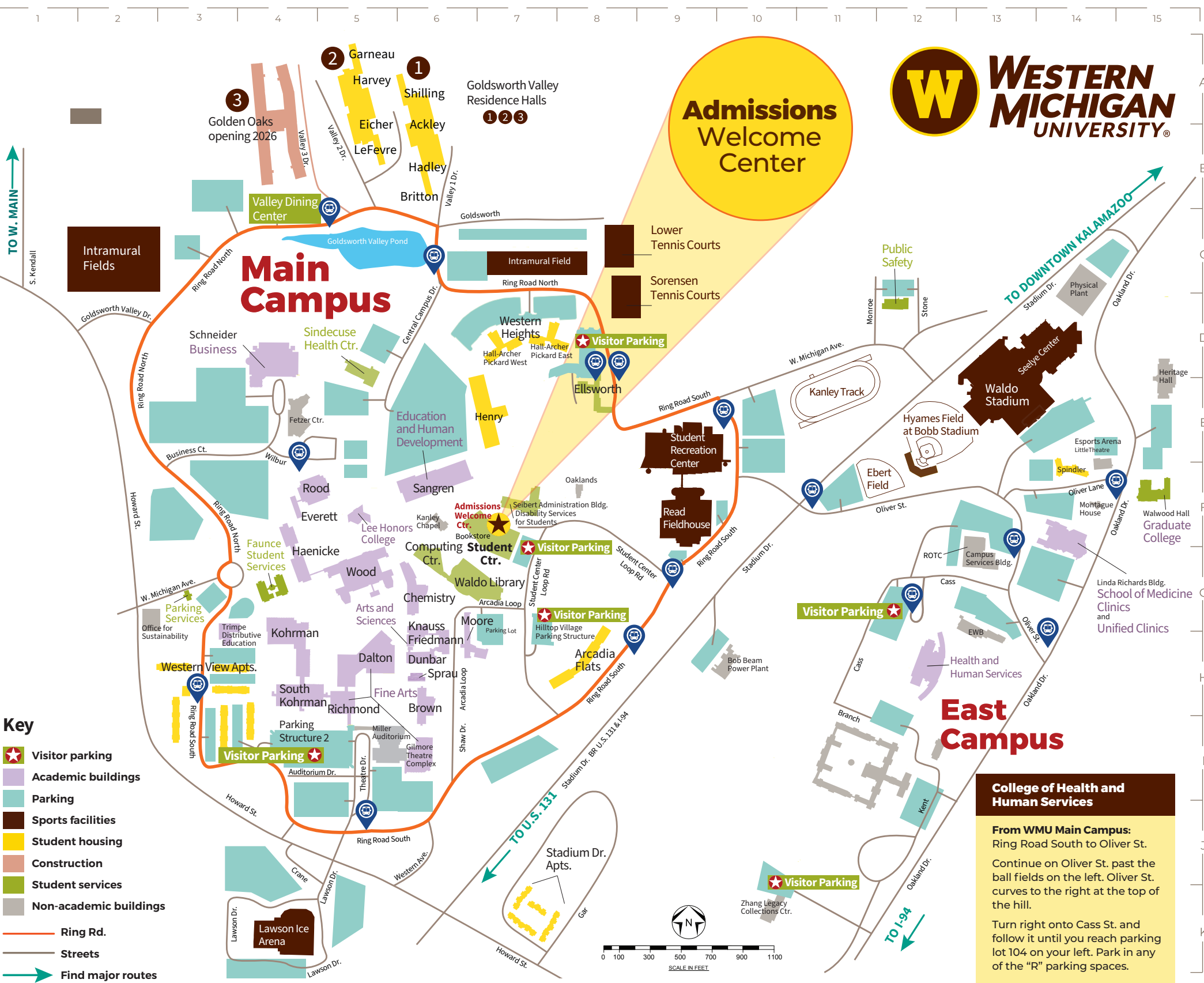


WESTERN MICHIGAN UNIVERSITY®

Campus map 2025-26

BUILDING INDEX

Ackley Hall (Goldsworth Valley 1)B-6
Admissions (Student Center)F-7
Arcadia FlatsH-8
B	
Bob Beam Power PlantH-10
Bookstore (Student Center)F-7
Britton Hall (Goldsworth Valley 1)B-6
Brown HallH-6
C	
Campus Services Bldg.G-13
Chemistry Bldg.G-6
Computing Ctr.G-6
D	
Dalton CenterH-6
Disability Services for Students (Seibert)	...F-7
Dunbar HallH-6
E	
Ebert FieldF-12
Eicher Hall (Goldsworth Valley 2)B-6
Ellsworth HallE-8
Esports Arena in the Little TheatreF-14
Everett TowerF-5
EWB (Ernest Wilbur Bldg.)H-13
F	
Faunce Student ServicesG-4
Fetzer CenterE-5
Friedmann HallH-6
G	
Garneau Hall (Goldsworth Valley 2)A-5
Gilmore Theatre Complex (Shaw Theatre)	...I-6
Goldsworth Valley 1A-6
Goldsworth Valley 2A-5
Golden Oaks (Goldsworth Valley 3)A-4
Goldsworth Valley 3A-4
Graduate CollegeF-15
H	
Hadley Hall (Goldsworth Valley 1)B-6
Haenicke HallG-5
Harvey Hall (Goldsworth Valley 2)A-5
Health and Human Services Bldg. (CHHS)	...H-12
Heritage HallE-15
Henry HallE-7
Hilltop Village Parking StructureG-7
Honors College (Lee)F-5
Hyames Field at Robert J. Bobb Stadium	...E-12
I	
Ice Arena (Lawson)K-5
Intramural FieldsC-2, C-7
K	
Kanley ChapelF-6
Kanley Running TrackE-11
Knauss HallH-6
Kohrman HallH-5
L	
Lawson Ice ArenaK-5
Lee Honors CollegeF-5
LeFevre Hall (Goldsworth Valley 2)B-6
Linda Richards Bldg. (School of Medicine Clinics)G-14
Little TheatreF-14
M	
Miller AuditoriumI-6
Montague HouseF-14
Moore HallH-7
O	
OaklandsF-8
Office for SustainabilityG-3
P	
Parking Structure 2I-5
Parking ServicesG-3
Physical PlantC-14
Public Safety (Police Station)D-12
Power Plant (Bob Beam)H-10
R	
Read Fieldhouse (University Arena)F-9
Richmond CenterH-5
Rood HallF-5
ROTCH-12
S	
Sangren HallE-6
Schneider HallD-4
School of Medicine Clinics (Linda Richards Bldg.)G-14
Seelye CenterD-14



For building accessibility call (269) 387-2116 or visit wmich.edu/maps—click on layers, select “Accessibility” to view accessible parking, mobility routes, curb cuts, electronic doors, ramp entrances and accessible buildings.



Public transportation Visit wmich.edu/busing for route information.

Go to wmich.edu/maps for additional areas and access to an interactive map.

BUILDING INDEX

Seibert Administration BuildingF-7
Shaw Theatre (Gilmore Theatre Complex)	...I-6
Shilling Hall (Goldsworth Valley 1)A-6
Sindecuse Health CenterD-5
Sorensen Tennis CourtsC-9
South Kohrman HallH-5
Spindler HallF-14
Sprau TowerH-6
Stadium Dr. AptsK-8
Student CenterF-7
Student Center DiningF-7
Student Recreation Center (SRC)E-9
T	
Trimpe Distributive EducationG-14
U	
Unified ClinicsG-13
University Arena (Read Fieldhouse)F-9
V	
Valley Dining CenterC-4
W	
Waldo LibraryG-7
Waldo StadiumE-13
Walwood HallF-15
Western HeightsD-7
Western View Apts.H-4
Wood HallG-6
Z	
Zhang Legacy Collections CenterK-10

KEY OFFICE INDEX

Admissions (269) 387-2000 Student CenterF-7	
Arts and Sciences Advising (269) 387-4366 Friedmann HallH-6	
Aviation Advising (269) 964-6375 Aviation Education CenterMap on back	
Education and Human Development Advising (269) 387-3474 Sangren HallE-6	
Engineering and Applied Sciences Advising (269) 276-3270 Floyd HallMap on back	
Graduate College (269) 387-8212 Walwood HallE-15	
Fine Arts Advising Art (269) 387-2440 Richmond CenterH-5 Dance (269) 387-6171 Gilmore Theatre ComplexI-6 Music (269) 387-4672 Dalton CenterH-6 Richmond Institute for Design + Innovation (269) 387-2398 Kohrman HallH-5 Theatre (269) 387-6171 Gilmore Theatre ComplexI-6	

Haworth College of Business Advising
(269) 387-5075
Schneider HallD-4

Health and Human Services Advising
(269) 387-2656
Health and Human Services Bldg.H-12

Lee Honors College Advising
(269) 387-3230
Lee Honors CollegeF-5

Merze Tate College—Exploratory Advising
(269) 387-4410
Ellsworth HallE-8

Student Financial Aid Advising (Bronco Express)
(269) 387-6000
Faunce Student Services.....G-4