



---

# FSSE-NSSE

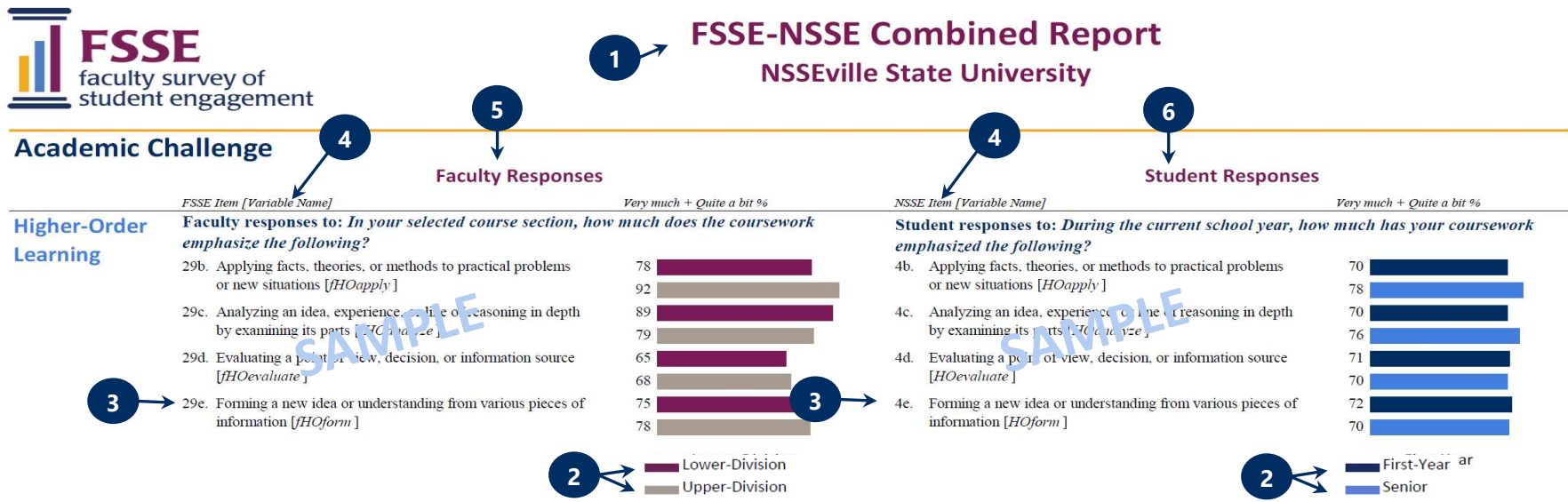
## Combined Report 2025

Western Michigan University

---

The display below highlights details in the *FSSE-NSSE Combined Report* that are important to keep in mind when interpreting your results. For more information about the survey, please visit our website ([fsse.iu.edu](https://fsse.iu.edu)) or contact a member of the FSSE team.

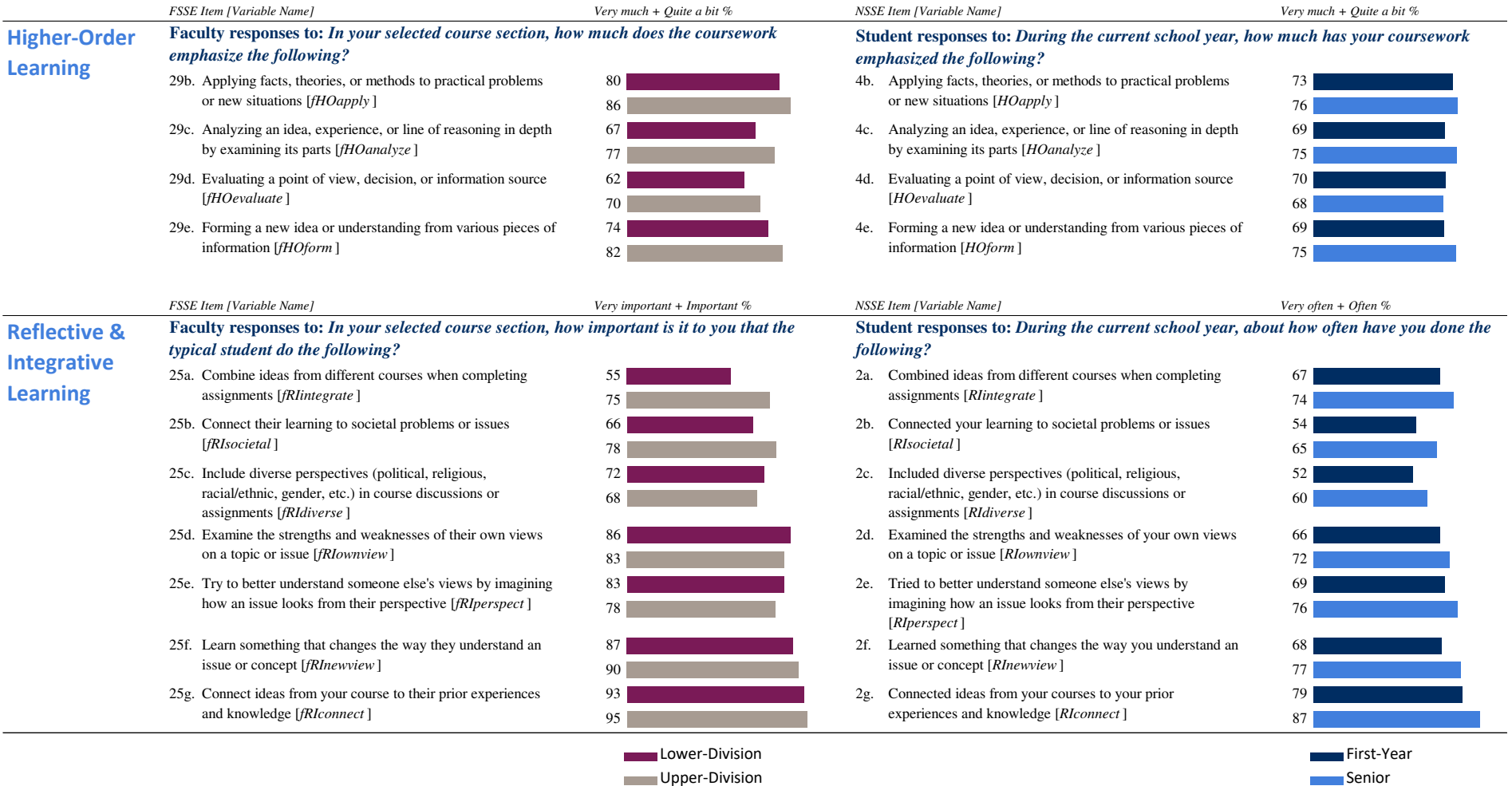
- Sample:** The *FSSE-NSSE Combined Report* shows responses from both students and faculty at your institution who completed NSSE and FSSE. This report contains responses from faculty who responded to the survey based on their experiences teaching either a lower- or upper-division course. Data from faculty who responded based on another type of course or who did not report a course level are not included in this report. All student responses are based on information from all randomly selected or census-administered students at your institution.
- Class level:** Frequency distributions are reported separately for faculty who report teaching lower-division or upper-division courses. Student responses are reported separately for first-year students and seniors as reported by your institution.
- Item numbers:** Item numbering corresponds to the survey facsimiles included in your *Institutional Report* and available on the NSSE and FSSE websites.
- Item wording and variable names:** Survey items are worded as they appear on the instrument. Variable names are included for easy reference to your data file, codebook, and other reports.
- Faculty responses:** The percentage of faculty who selected the indicated response categories. To match the response categories provided on the FSSE instrument, this column heading varies throughout the report.
- Student responses:** The percentage of students who selected the indicated response categories. To match the response categories provided on the NSSE instrument, this column heading varies throughout the report. The distribution of student responses match those in your *NSSE Frequencies and Statistical Comparisons* report.



### Academic Challenge

#### Faculty Responses

#### Student Responses (from NSSE 2025)



■ Lower-Division  
■ Upper-Division

■ First-Year  
■ Senior

### Academic Challenge (continued)

#### Faculty Responses

#### Student Responses (from NSSE 2025)

FSSE Item [Variable Name]	Very much + Quite a bit %
<b>Learning Strategies</b>	
<b>Faculty responses to: In your selected course section, how much do you encourage students to do the following?</b>	
27e. Identify key information from reading assignments [fLSreading]	66
	67
27f. Review notes after class [fLSnotes]	51
	40
27g. Summarize what has been learned from class or from course materials [fLSsummary]	64
	58

NSSE Item [Variable Name]	Very often + Often %
<b>Student responses to: During the current school year, about how often have you done the following?</b>	
9a. Identified key information from reading assignments [LSreading]	74
	75
9b. Reviewed your notes after class [LSnotes]	68
	62
9c. Summarized what you learned in class or from course materials [LSummary]	67
	64

FSSE Item [Variable Name]	Very important + Important %
<b>Quantitative Reasoning</b>	
<b>Faculty responses to: In your selected course section, how important is it to you that the typical student do the following?</b>	
24b. Reach conclusions based on their own analysis of numerical information (numbers, graphs, statistics, etc.) [fQRconclude]	70
	70
24c. Use numerical information to examine a real-world problem or issue (unemployment, climate change, public health, etc.) [fQRproblem]	58
	58
24d. Evaluate what others have concluded from numerical information [fQRevaluate]	49
	61

NSSE Item [Variable Name]	Very often + Often %
<b>Student responses to: During the current school year, about how often have you done the following?</b>	
6a. Reached conclusions based on your own analysis of numerical information (numbers, graphs, statistics, etc.) [QRconclude]	56
	54
6b. Used numerical information to examine a real-world problem or issue (unemployment, climate change, public health, etc.) [QRproblem]	44
	49
6c. Evaluated what others have concluded from numerical information [QRevaluate]	45
	50

FSSE Item [Variable Name]	Very important + Important %
<b>Additional Academic Challenge Items</b>	
<b>Faculty responses to: How important is it to you that your institution increase its emphasis on each of the following?</b>	
2a. Students spending significant amounts of time studying and on academic work [fempstudy]	80
	77

NSSE Item [Variable Name]	Very much + Quite a bit %
<b>Student responses to: How much does your institution emphasize the following?</b>	
14a. Spending significant amounts of time studying and on academic work [empstudy]	71
	77

FSSE Item [Variable Name]	Very much + Quite a bit %
23. In your selected course section, to what extent do you think the typical student does their best work? [fchallenge]	49
	58

NSSE Item [Variable Name]	High challenge %
10. During the current school year, to what extent have your courses challenged you to do your best work? [challenge]	38
	47

Note. Response options ranged from 1=Not at all to 7=Very much; High challenge (6 or 7).

Lower-Division  
 Upper-Division

First-Year  
 Senior

### Learning with Peers

#### Faculty Responses

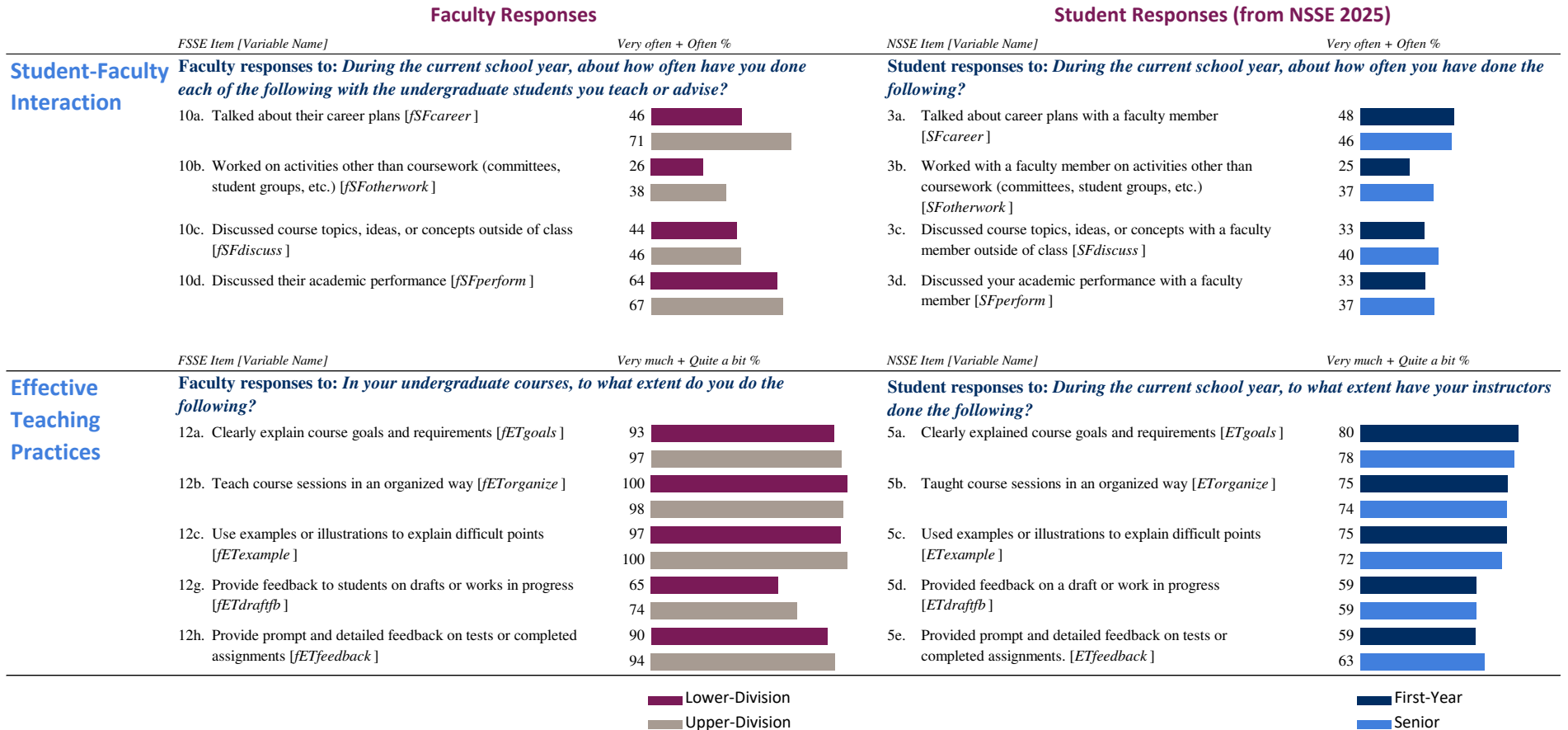
#### Student Responses (from NSSE 2025)

FSSE Item [Variable Name]	Very much + Quite a bit %	NSSE Item [Variable Name]	Very often + Often %
<b>Collaborative Learning</b>		<b>Student responses to: During the current school year, about how often have you done the following?</b>	
<b>Faculty responses to: In your selected course section, how much do you encourage students to do the following?</b>		<b>Student responses to: During the current school year, about how often have you done the following?</b>	
27a. Ask other students for help understanding course material [fCLaskhelp]	56	1b. Asked another student to help you understand course material [CLaskhelp]	51
	59		44
27b. Explain course material to other students [fCLexplain]	45	1c. Explained course material to one or more students [CLexplain]	55
	52		57
27c. Prepare for exams by discussing or working through course material with other students [fCLstudy]	41	1d. Prepared for exams by discussing or working through course material with other students [CLstudy]	46
	45		45
27d. Work with other students on course projects or assignments [fCLproject]	38	1e. Worked with other students on course projects or assignments [CLproject]	59
	65		69
<b>Discussions with Diverse Others</b>		<b>Student responses to: During the current school year, about how often have you had discussions with people from the following groups?</b>	
<b>Faculty responses to: In your selected course section, how much opportunity do students have to engage in discussions with people from the following groups?</b>		<b>Student responses to: During the current school year, about how often have you had discussions with people from the following groups?</b>	
28a. People of races or ethnicities other than their own [fDDrace]	46	8a. People of races or ethnicities other than your own [DDrace]	76
	41		69
28b. People from economic backgrounds other than their own [fDDeconomic]	42	8b. People from economic backgrounds other than your own [DDeconomic]	78
	43		70
28c. People with religious beliefs other than their own [fDDreligion]	35	8c. People with religious beliefs other than your own [DDreligion]	73
	36		59
28d. People with political views other than their own [fDDpolitical]	40	8d. People with political views other than your own [DDpolitical]	60
	39		56
28e. People with sexual orientations other than your own [fddsexorient]	39	8e. People with sexual orientations other than your own [ddsexorient]	67
	43		64
28f. People from countries other than your own [fddcountry]	34	8f. People from countries other than your own [ddcountry]	56
	31		56











■ Lower-Division  
■ Upper-Division

■ First-Year  
■ Senior

















### Experiences with Faculty



### Campus Environment

	Faculty Responses	Student Responses (from NSSE 2025)
<i>FSSE Item [Variable Name]</i>	<i>High ratings %</i>	<i>NSSE Item [Variable Name]</i>
<b>Quality of Interactions</b>	<b>Faculty responses to: Indicate your perception of the quality of student interactions with the following people at your institution.</b>	
4a. Other students [fQIstudent]	25 	13a. Students [QIstudent]
	24 	
4b. Academic advisors [fQIadvisor]	25 	13b. Academic advisors [QIadvisor]
	16 	
4c. Faculty [fQIfaculty]	22 	13c. Faculty [QIfaculty]
	24 	
4d. Student services staff (career services, student activities, housing, etc.) [fQIstaff]	18 	13d. Student services staff (career services, student activities, housing, etc.) [QIstaff]
	12 	
4e. Other administrative staff and offices (registrar, financial aid, etc.) [fQIadmin]	18 	13e. Other administrative staff and offices (registrar, financial aid, etc.) [QIadmin]
	9 	

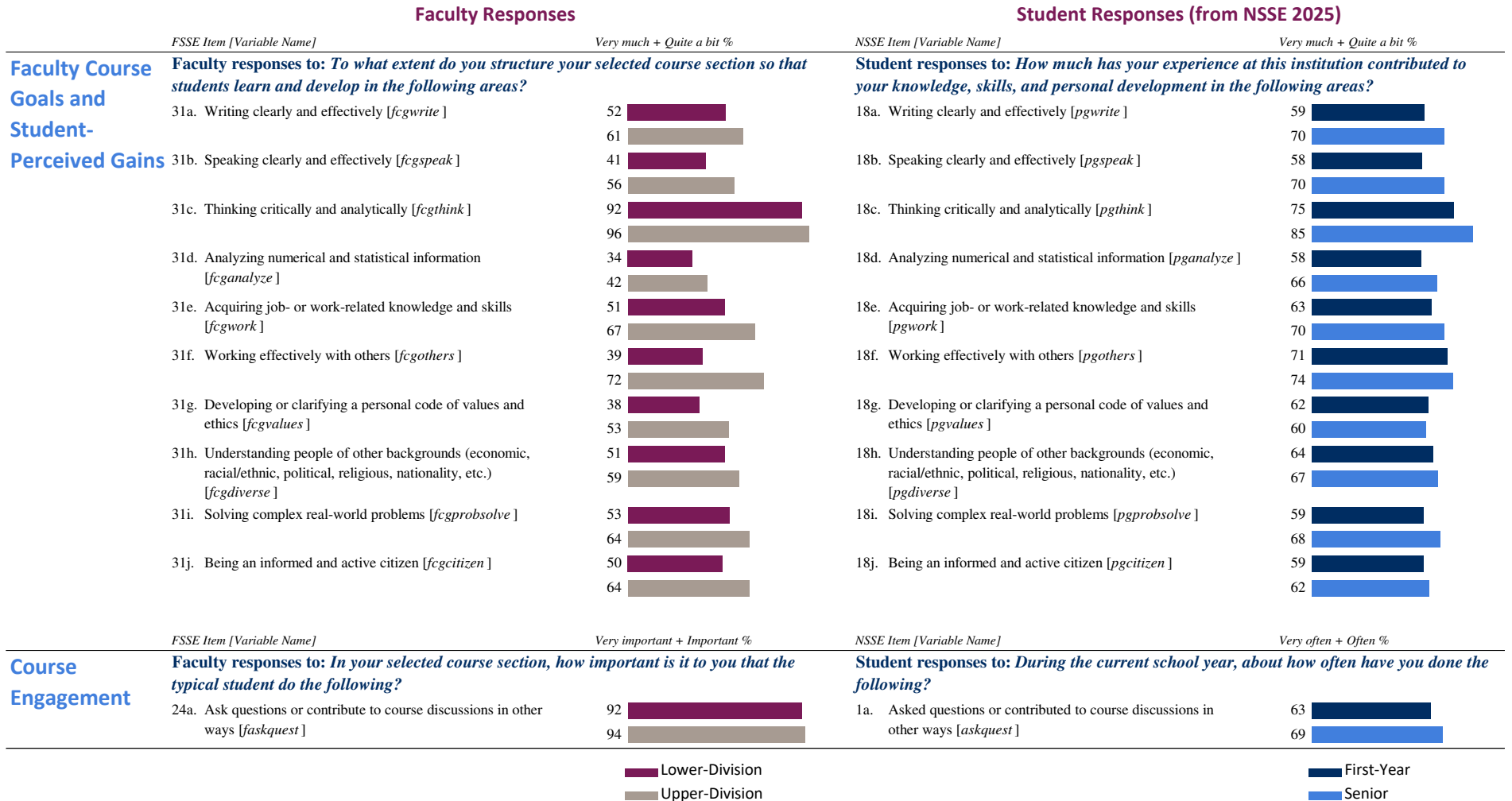
Note: Response options for faculty and student Quality of Interactions items ranged from 1=Poor to 7=Excellent; High ratings (6 or 7).

	Faculty Responses	Student Responses (from NSSE 2025)
<i>FSSE Item [Variable Name]</i>	<i>Very important + Important %</i>	<i>NSSE Item [Variable Name]</i>
<b>Supportive Environment</b>	<b>Faculty responses to: How important is it to you that your institution increase its emphasis on each of the following?</b>	
2b. Providing support to help students succeed academically [fSEacademic]	95 	14b. Providing support to help students succeed academically [SEacademic]
	89 	
2c. Students using learning support services (tutoring services, writing center, etc.) [fSElearnsup]	90 	14c. Using learning support services (tutoring services, writing center, etc.) [SElearnsup]
	80 	
2d. Encouraging contact among students from different backgrounds (social, racial/ethnic, religious, etc.) [fSEdiverse]	92 	14d. Encouraging contact among students from different backgrounds (social, racial/ethnic, religious, etc.) [SEdiverse]
	88 	
2e. Providing opportunities for students to be involved socially [fSEsocial]	86 	14e. Providing opportunities to be involved socially [SEsocial]
	80 	
2f. Providing support for students' overall well-being (recreation, health care, counseling, etc.) [fSEwellness]	93 	14f. Providing support for your overall well-being (recreation, health care, counseling, etc.) [SEwellness]
	86 	
2g. Helping students manage their non-academic responsibilities (work, family, etc.) [fSEnonacad]	68 	14g. Helping you manage your non-academic responsibilities (work, family, etc.) [SEnonacad]
	58 	
2h. Students attending campus activities and events (performing arts, athletic events, etc.) [fSEactivities]	65 	14h. Attending campus activities and events (performing arts, athletic events, etc.) [SEactivities]
	57 	
2i. Students attending events that address important social, economic, or political issues [fSEevents]	70 	14i. Attending events that address important social, economic, or political issues [SEevents]
	60 	

Lower-Division  
 Upper-Division

First-Year  
 Senior

### Additional Engagement Items





### Additional Engagement Items (continued)

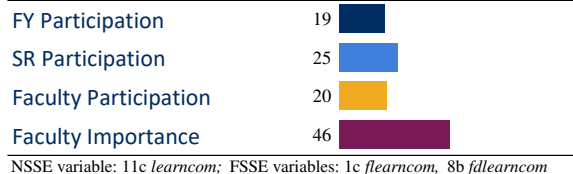
	Faculty Responses		Student Responses (from NSSE 2025)
Student Leadership	<p><i>FSSE Item [Variable Name]</i>      <i>Very important + Important %</i></p> <p><b>Faculty responses to: How important is it to you that undergraduates at your institution do the following before they graduate?</b></p> <p>1b. Hold a formal leadership role in a student organization or group [<i>fleader</i>]</p> <p style="text-align: right;">40  29 </p>		<p><i>NSSE Item [Variable Name]</i>      <i>Done or in progress %</i></p> <p><b>Student responses to: Which of the following have you done while in college or do you plan to do before you graduate?</b></p> <p>11b. Hold a formal leadership role in a student organization or group [<i>leader</i>]</p> <p style="text-align: right;">55  46 </p>
Memorization	<p><i>FSSE Item [Variable Name]</i>      <i>Very much + Quite a bit %</i></p> <p><b>Faculty responses to: In your selected course section, how much does the coursework emphasize the following?</b></p> <p>29a. Memorizing course material [<i>fmemorize</i>]</p> <p style="text-align: right;">24  23 </p>		<p><i>NSSE Item [Variable Name]</i>      <i>Very much + Quite a bit %</i></p> <p><b>Student responses to: During the current school year, how much has your coursework emphasized the following?</b></p> <p>4a. Memorizing course material [<i>memorize</i>]</p> <p style="text-align: right;">71  61 </p>
Time Spent by Students	<p><i>FSSE Item [Variable Name]</i>      <i>16 or more hours %</i></p> <p><b>Faculty responses to: In an average 7-day week, about how many hours do you think the typical student in your selected course section spends doing each of the following?</b></p> <p>22a. Preparing for class (studying, reading, writing, doing homework or lab work, analyzing data, rehearsing, and other academic activities) [<i>fmprep</i>]</p> <p style="text-align: right;">1  8 </p> <p>22b. Participating in co-curricular activities (organizations, campus publications, student government, fraternity or sorority, intercollegiate or intramural sports, etc.) [<i>fmcocurr</i>]</p> <p style="text-align: right;">2  2 </p> <p>22c. Working for pay <b>on campus</b> [<i>fmworkon</i>]</p> <p style="text-align: right;">10  17 </p> <p>22d. Working for pay <b>off campus</b> [<i>fmworkoff</i>]</p> <p style="text-align: right;">39  57 </p> <p>22e. Doing community service or volunteer work [<i>fmservice</i>]</p> <p style="text-align: right;">0  0 </p> <p>22f. Relaxing and socializing (time with friends, video games, TV or videos, keeping up with friends online, etc.) [<i>fmrelax</i>]</p> <p style="text-align: right;">46  42 </p> <p>22g. Providing care for dependents (children, parents, etc.) [<i>fmcare</i>]</p> <p style="text-align: right;">4  0 </p> <p>22h. Commuting to campus (driving, walking, etc.) [<i>fmcommute</i>]</p> <p style="text-align: right;">1  0 </p>		<p><i>NSSE Item [Variable Name]</i>      <i>16 or more hours %</i></p> <p><b>Student responses to: About how many hours do you spend in a typical 7-day week doing the following?</b></p> <p>16a. Preparing for class (studying, reading, writing, doing homework or lab work, analyzing data, rehearsing, and other academic activities) [<i>tmprep</i>]</p> <p style="text-align: right;">38  45 </p> <p>16b. Participating in co-curricular activities (organizations, campus publications, student government, fraternity or sorority, intercollegiate or intramural sports, etc.) [<i>tmcocurr</i>]</p> <p style="text-align: right;">6  8 </p> <p>16c. Working for pay <b>on campus</b> [<i>tmworkon</i>]</p> <p style="text-align: right;">8  15 </p> <p>16d. Working for pay <b>off campus</b> [<i>tmworkoff</i>]</p> <p style="text-align: right;">14  38 </p> <p>16e. Doing community service or volunteer work [<i>tmservice</i>]</p> <p style="text-align: right;">4  5 </p> <p>16f. Relaxing and socializing (time with friends, video games, TV or videos, keeping up with friends online, etc.) [<i>tmrelax</i>]</p> <p style="text-align: right;">33  21 </p> <p>16g. Providing care for dependents (children, parents, etc.) [<i>tmcare</i>]</p> <p style="text-align: right;">4  9 </p> <p>16h. Commuting to campus (driving, walking, etc.) [<i>tmcommute</i>]</p> <p style="text-align: right;">5  5 </p>

Lower-Division  
 Upper-Division

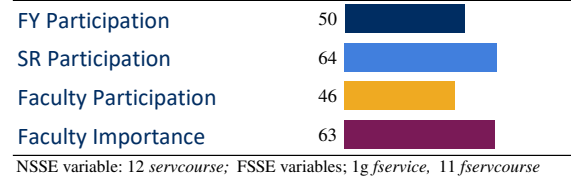
First-Year  
 Senior

### High-Impact Practices

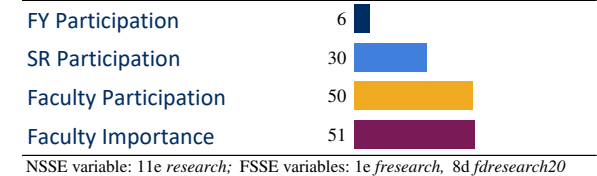
#### Learning Community



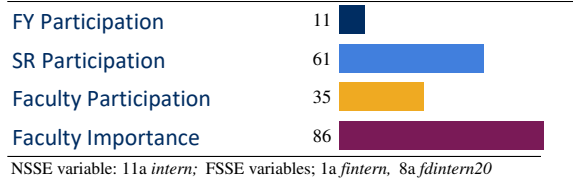
#### Service-Learning



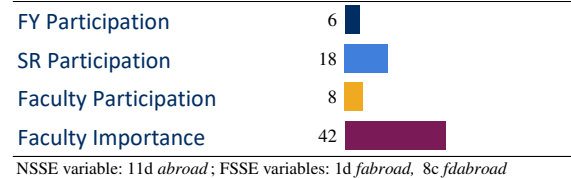
#### Research with Faculty



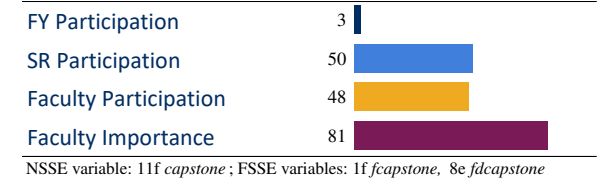
#### Internship or Field Experience



#### Study Abroad



#### Senior Culminating Experience



#### FY/SR Participation

The "FY Participation" and "SR Participation" figures display the percentage of first-years and seniors who have participated in the particular High-Impact Practice. Percentages represent the proportion of students responding "Done or in Progress" except for service-learning which is the percentage who responded that at least "Some" courses included a community-based project.

#### Faculty Participation

The "Faculty Participation" figures display the percentage of your faculty who participate in these High-Impact Practices in a typical week. For Service-Learning, this represents the percentage of faculty responding that at least "Some" of their courses include a service-learning component. For the remaining experiences, this represents the percentage of faculty responding "Yes" to participating in the given activity during the current school year.

#### Faculty Importance

The "Faculty Importance" figures display the percentage of your faculty who believed it was "Very important" or "Important" for undergraduates at your institution to participate in the particular High-Impact Practice before they graduate.